

Agenda May 6



Learning Target: Analyze the distribution and characteristics of world population patterns.



Work Session: Review concepts related to distribution and characteristics of world population patterns



Assignment: Multiple choice assessment

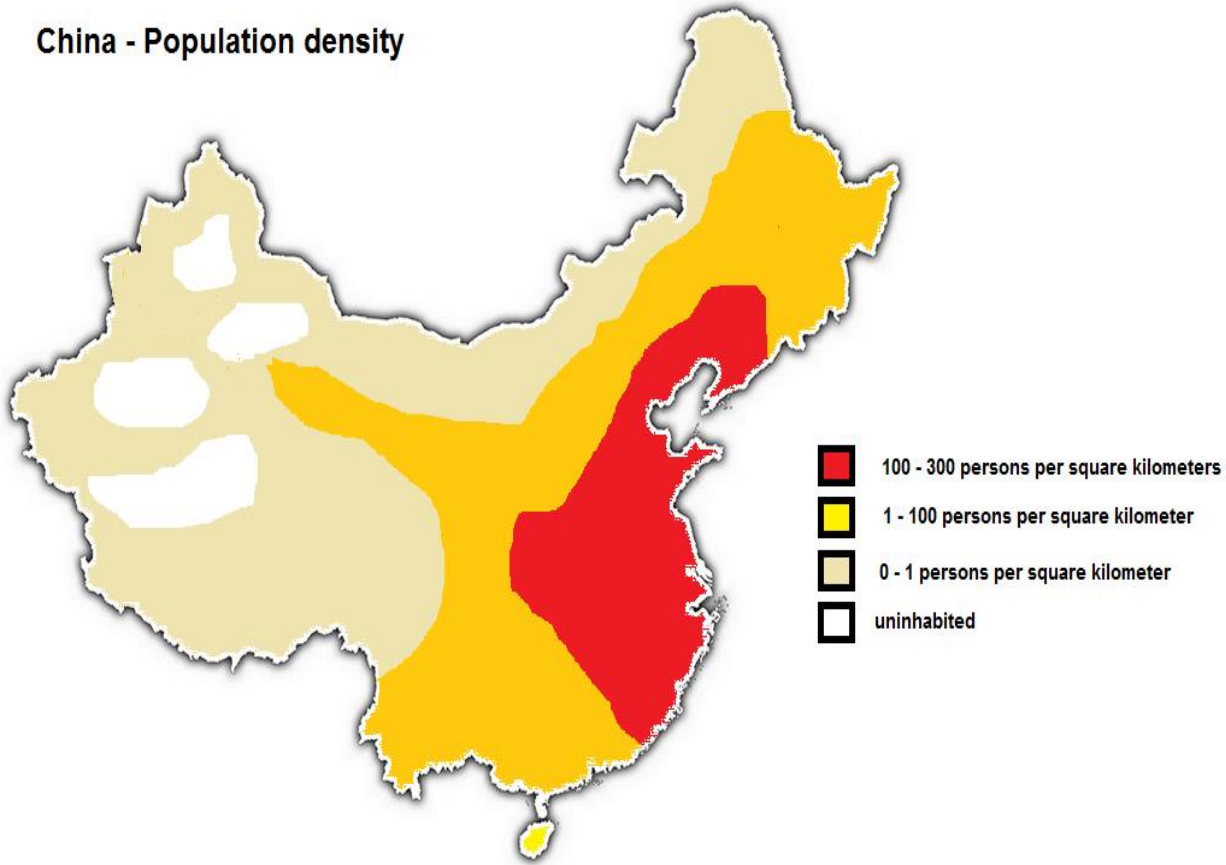
Assignment

- Create a word document WITH YOUR NAME ON IT
- Each slide has a multiple choice question
- Choose the best answer for each question
- Type the number and your answer choice on the word document
- Submit your answers on May 7



1. Which of the following areas is **least** likely to have a high population density?
 - a. coastal areas of North America
 - b. river valleys in Southwest Asia
 - c. interior areas of Australia
 - d. river valleys of India

China - Population density



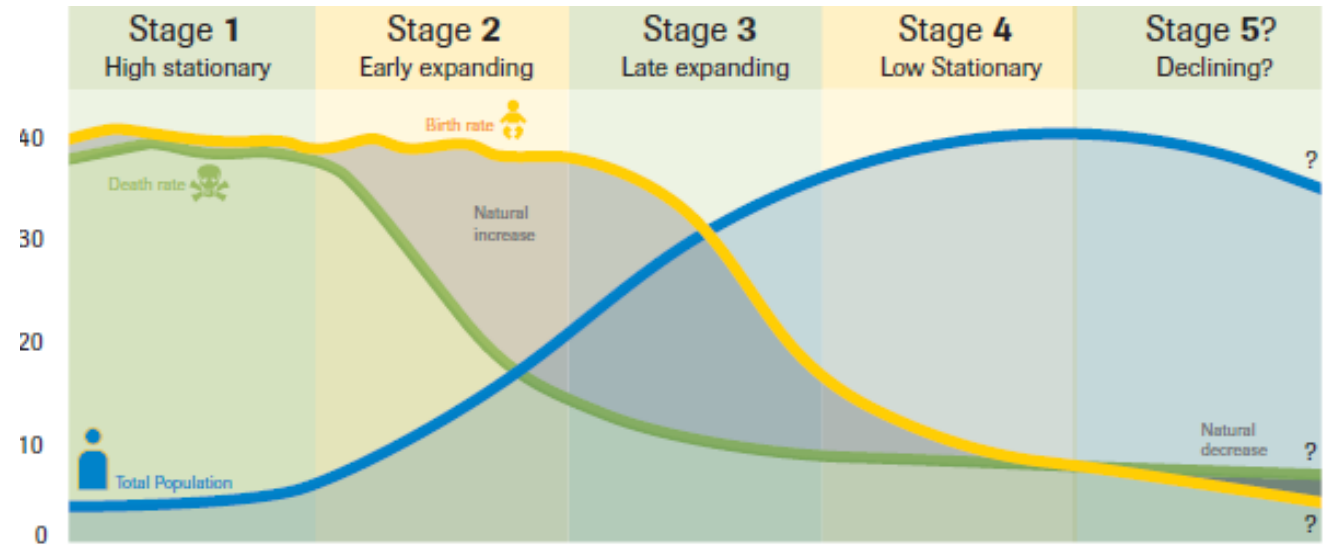
2. Which of the following is an accurate statement about the population of China?

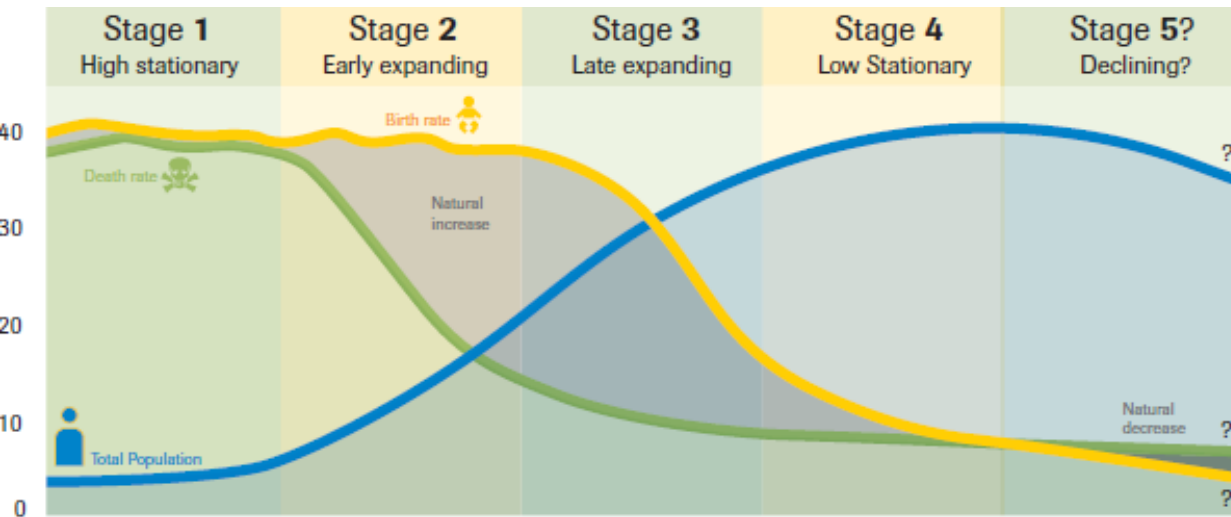
- a. Population hugs the coastlines.
- b. Population is concentrated in the north.
- c. Population is concentrated in the south.
- d. Population is spread out evenly across country.

3. Which of the following statements explains why life expectancies increase over time? (This means a declining death rate).
- a. better educational systems
 - b. declining birth rates
 - c. declining sanitation
 - d. improved health care

4. What information does the demographic transition model tell us?

- a. Displays race and ethnicity statistics
- b. Examines death rates after disease
- c. Explains how countries develop over time
- d. Shows the educational levels using literacy rate



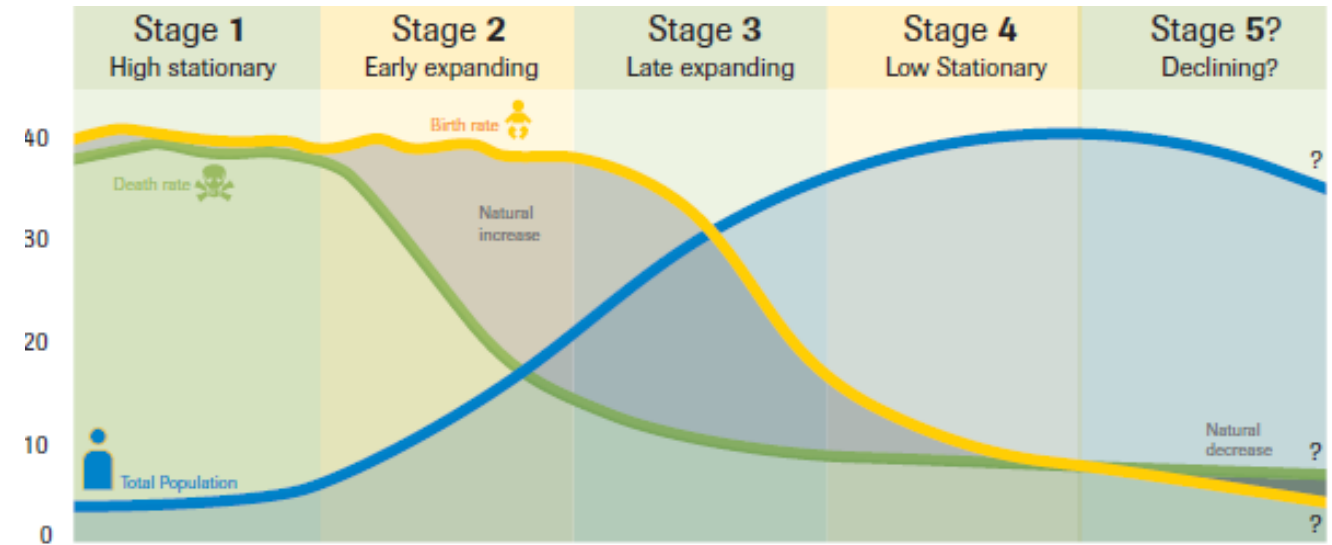


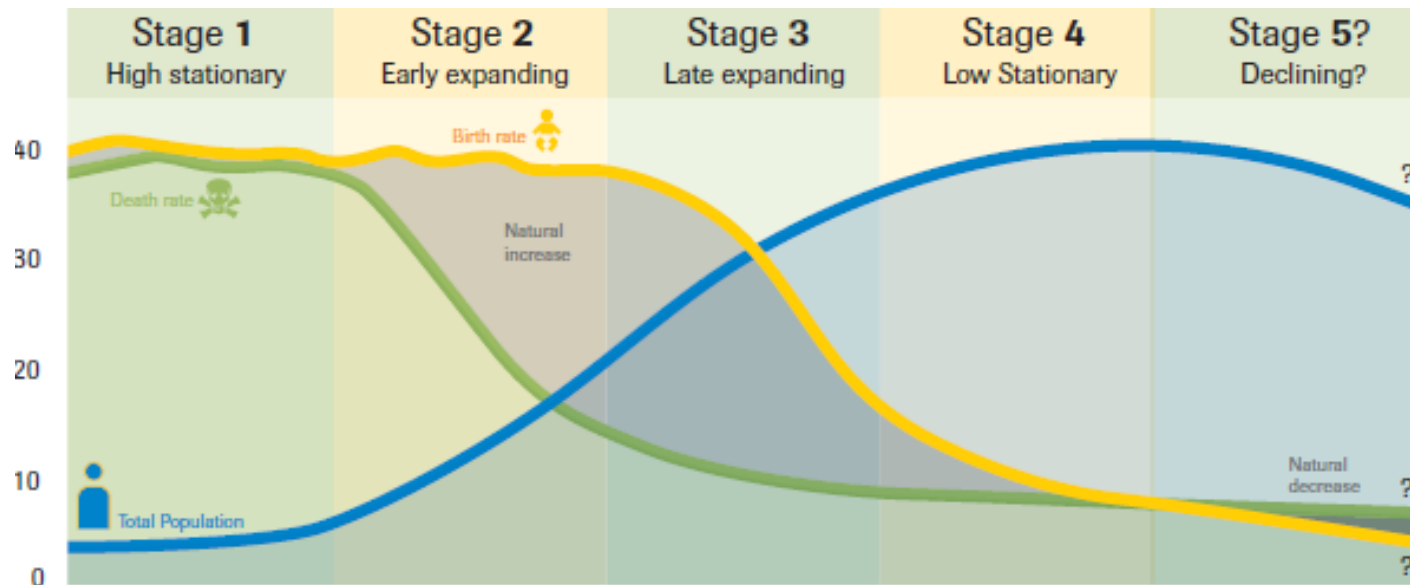
5. The Aborigines of Australia are a hunter-gatherer society living off the land. At what stage of the demographic transition model are the Aborigines?

- Stage 1
- Stage 2
- Stage 3
- Stage 4

6. France, Germany, and Russia all have a declining birth rate because women are highly educated and work outside of the home. Which stage of the demographic transition model are France, Germany, and Russia?

- a. Stage 1 or 2
- b. Stage 2 or 3
- c. Stage 3 or 4
- d. Stage 4 or 5





7. In which stage of the demographic transition model are most people working in factories using machines to produce goods?

- Stage 1
- Stage 2
- Stage 3
- Stage 4

8. Why did China adopt the one-child policy?
 - a. to control an increase in the death rate
 - b. to control population growth
 - c. to encourage women to marry later
 - d. to encourage women to work

9. Which of the following is a result of the Chinese government's one-child policy?
 - a. a large number of male orphans placed up for adoption
 - b. a large number of young men in the population
 - c. a rapidly aging dependent population
 - d. an overall increase in the country's population

10. Why has France adopted a pro-natal policy, awarding cash payments to family's with more than one child?
- a. country has a declining overall population
 - b. country has more workers than dependents
 - c. country is experiencing economic decline
 - d. country is experiencing economic growth

11. Which of the following is an example of a **push** factor?

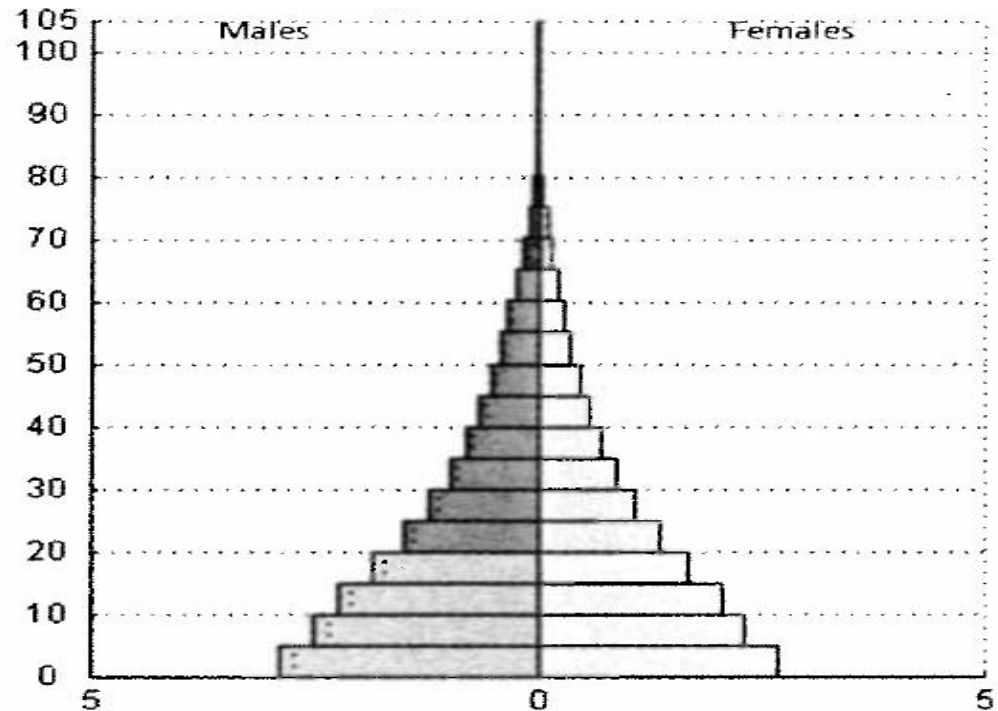
- a. a lack of educational opportunities
- b. better health care and facilities
- c. better employment opportunities
- d. increased political freedom

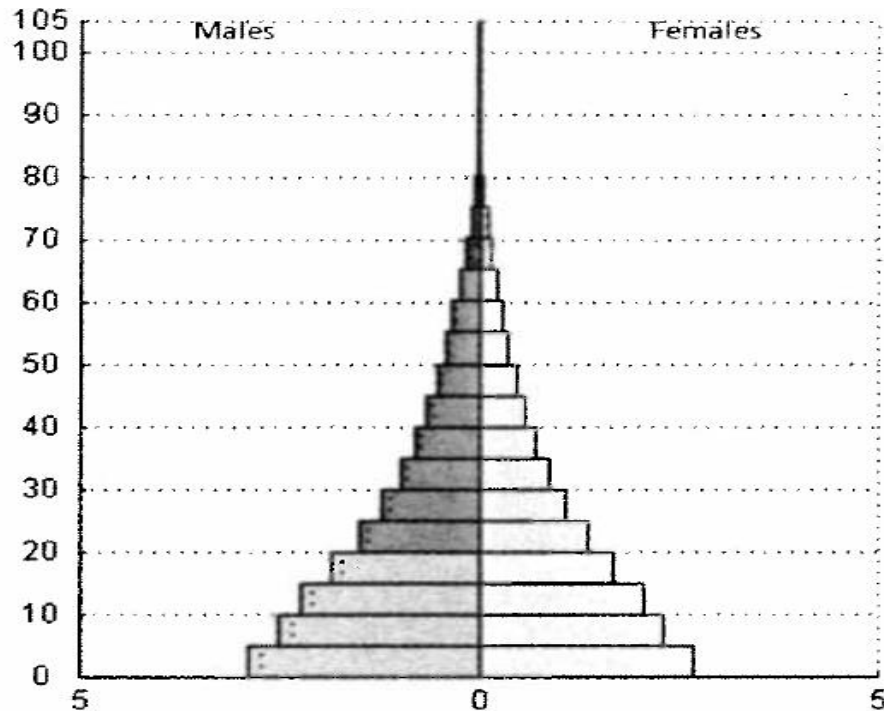
12. Which of the following **pull** factors attracts many people to the United States?

- a. better food production and population policies
- b. better economic and educational opportunities
- c. political unrest and economic decline
- d. the pleasant climate of the southern states

13. Which of the following statements best explains why the population pyramid has a broad (wide) base?

- a. people live longer and have more work opportunities
- b. there are high death rates for women in childbirth
- c. there are more women than men in the population
- d. women are having large numbers of children





14. The country represented by the population pyramid is most likely characterized by

- a. adequate health care for the elderly
- b. low rates of heart disease and cancer
- c. persistent illness and disease
- d. readily available health care

15. Which of the following conclusions can be drawn about France, a country with a rectangle-shaped population pyramid?

- a. population is composed mainly of the elderly
- b. population is experiencing high death rates
- c. population is growing slowly or not at all
- d. population is growing very rapidly

